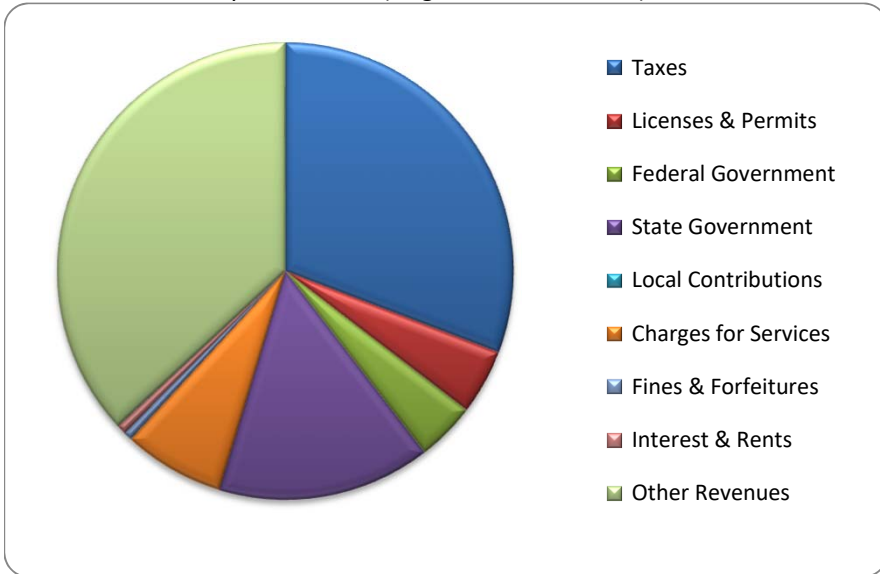


CITIZEN'S GUIDE TO LOCAL UNIT FINANCES - County of Lenawee (46)

REVENUES

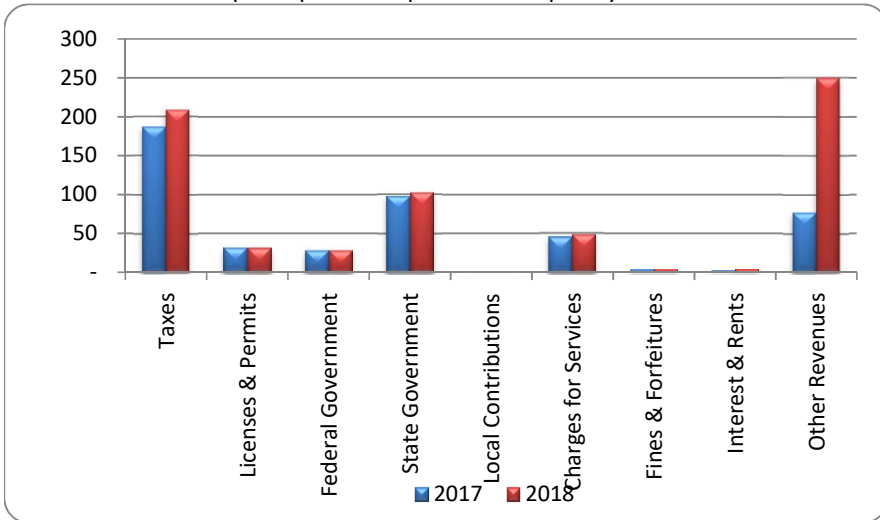
1. Where our money comes from (all governmental funds)



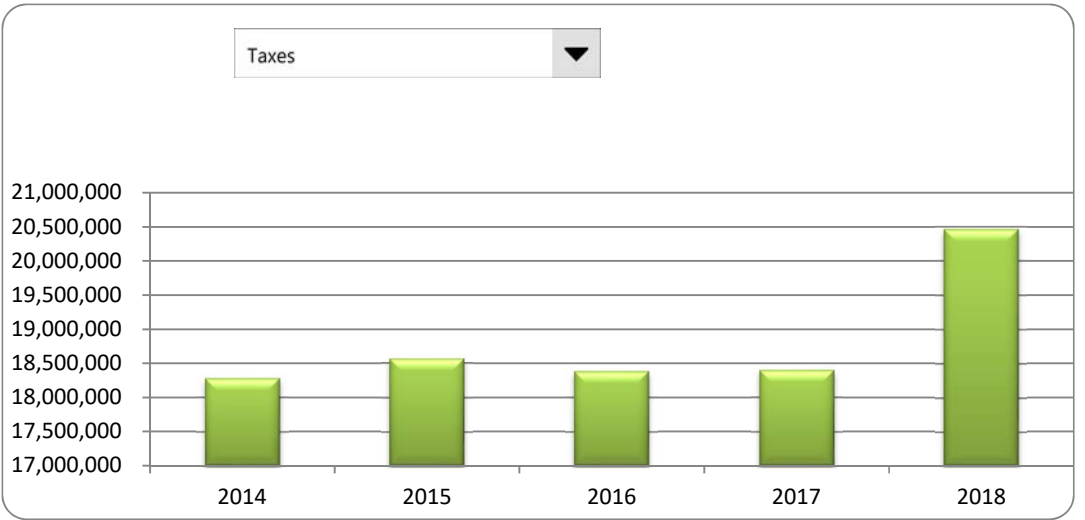
2. Compared to the prior year

	<u>2017</u>	<u>2018</u>	<u>% change</u>
Taxes	\$ 18,390,584	\$ 20,459,155	11.25%
Licenses & Permits	3,088,559	3,061,255	-0.88%
Federal Government	2,781,571	2,768,963	-0.45%
State Government	9,656,628	10,058,783	4.16%
Local Contributions	-	-	N/A
Charges for Services	4,465,107	4,768,479	6.79%
Fines & Forfeitures	402,236	400,535	-0.42%
Interest & Rents	281,154	441,977	57.20%
Other Revenues	<u>7,657,372</u>	<u>24,506,406</u>	220.04%
Total Revenues	\$ <u>46,723,211</u>	\$ <u>66,465,553</u>	42.25%

3. Revenue sources per capita - compared to the prior year



4. Historical trends of individual sources



Commentary: The "Other Revenue" totals are higher than usual this year due to bond proceeds received for the Motorola Project and the Sheriff's Office remodel.

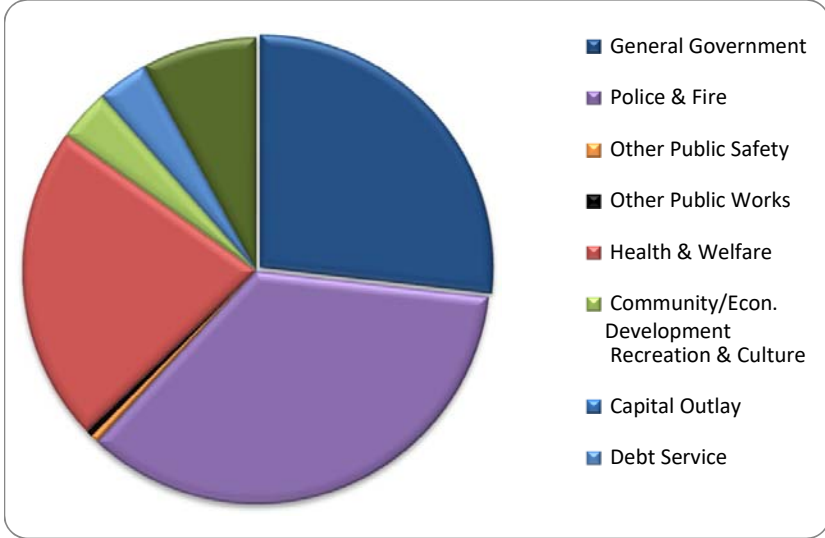
For more information on our unit's finances, contact Lenawee County Administrator at (517) 264-4508.

CITIZEN'S GUIDE TO LOCAL UNIT FINANCES - County of Lenawee (46)

EXPENDITURES

1. Where we spend our money (all governmental funds)

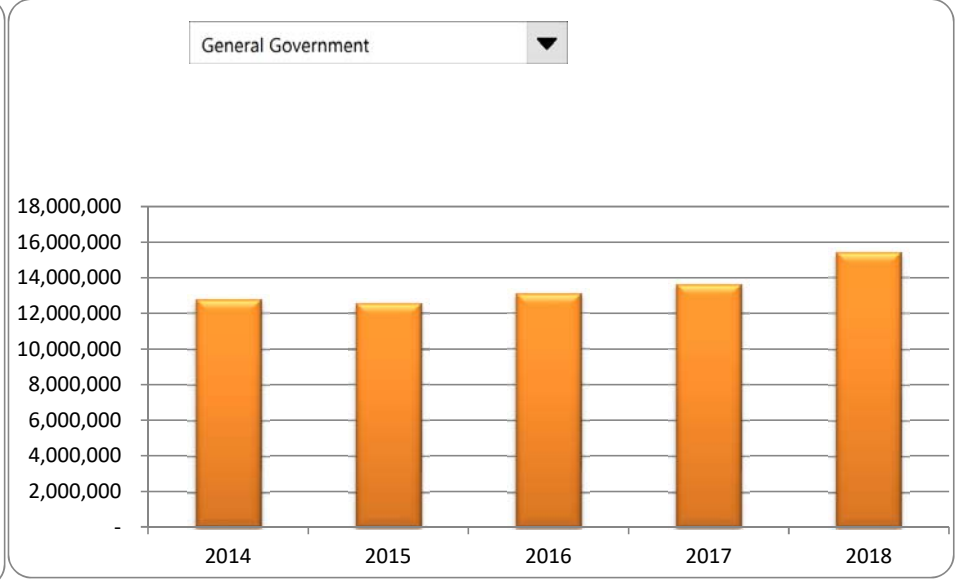
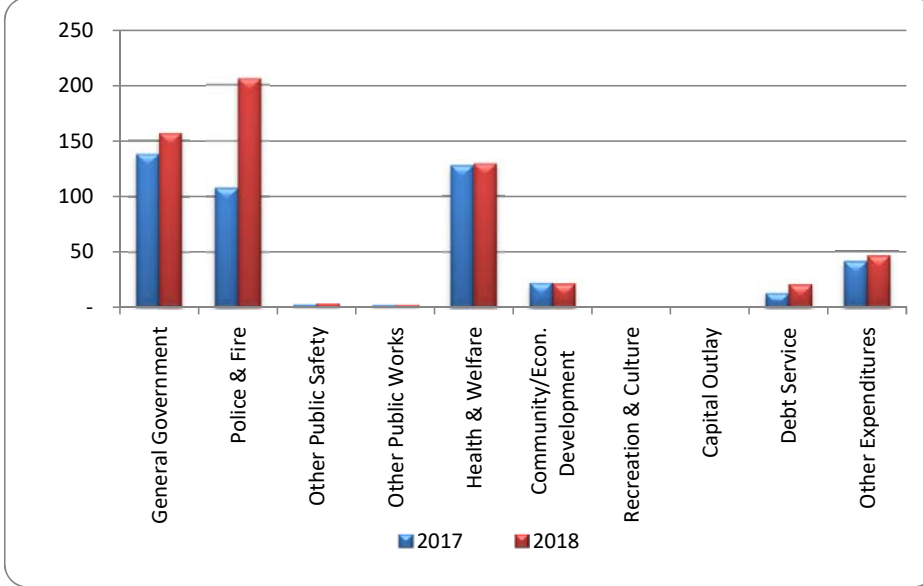
2. Compared to the prior year



	<u>2017</u>	<u>2018</u>	<u>% change</u>
General Government	\$ 13,638,059	\$ 15,444,401	13.24%
Police & Fire	10,642,628	20,258,804	90.36%
Other Public Safety	240,719	319,139	32.58%
Roads	-	-	N/A
Other Public Works	245,355	242,940	-0.98%
Health & Welfare	12,585,208	12,696,239	0.88%
Community/Econ. Development	2,153,919	2,074,284	-3.70%
Recreation & Culture	-	-	N/A
Capital Outlay	-	-	N/A
Debt Service	1,260,454	2,038,576	61.73%
Other Expenditures	4,079,889	4,595,601	12.64%
Total Expenditures	\$ 44,846,231	\$ 57,669,984	28.59%

3. Spending per capita - compared to the prior year

4. Historical trends of individual departments:



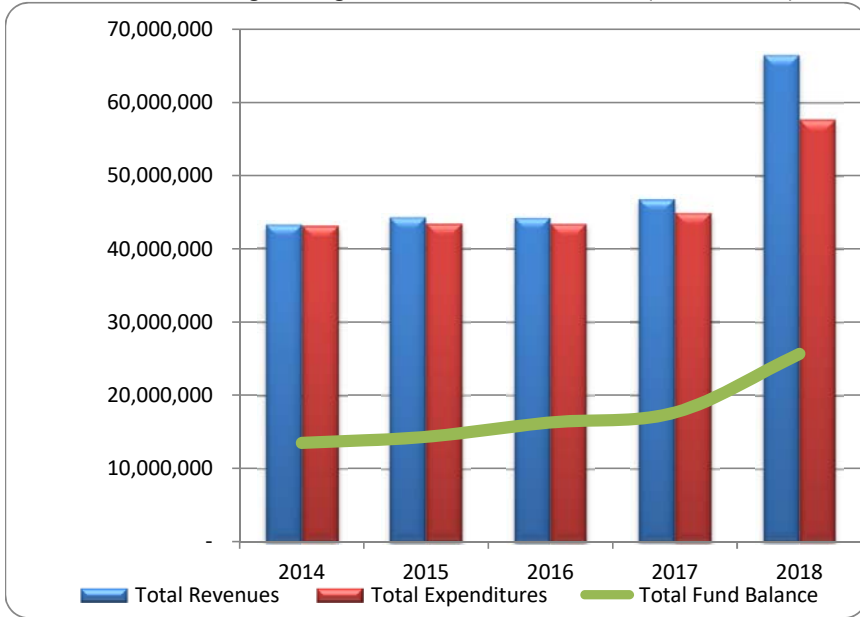
Commentary:

For more information on our unit's finances, contact Lenawee County Administrator at (517) 264-4508.

CITIZEN'S GUIDE TO LOCAL UNIT FINANCES - County of Lenawee (46)

FINANCIAL POSITION

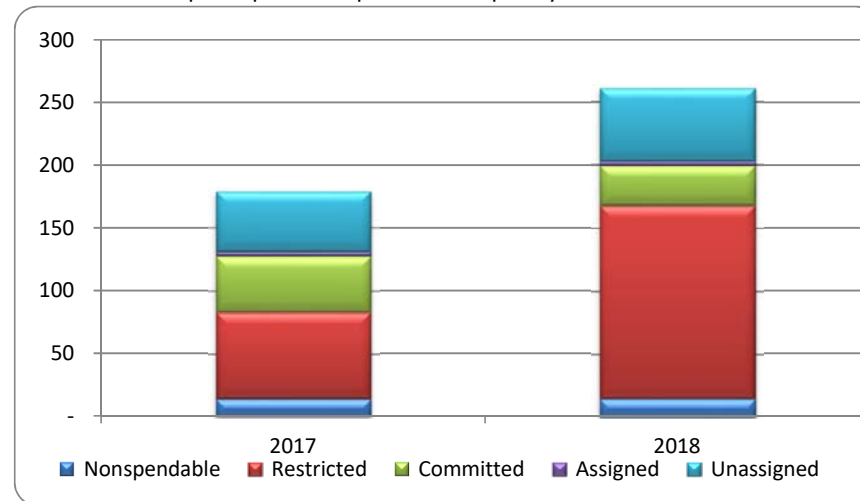
1. How have we managed our governmental fund resources (fund balance)?



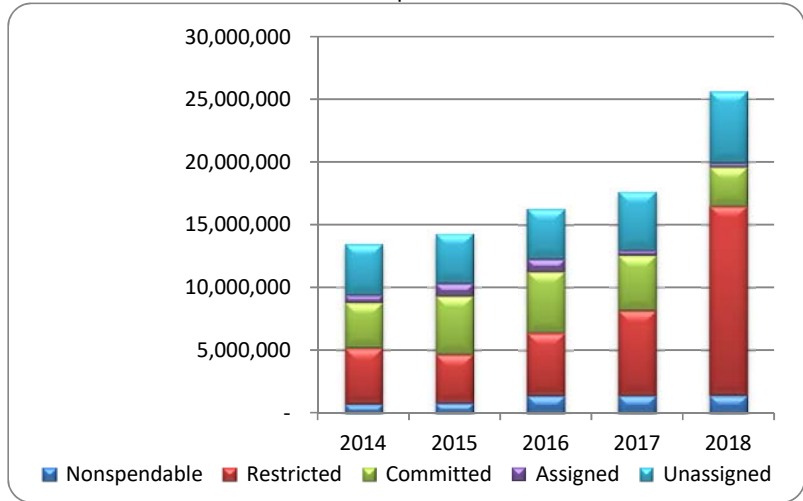
2. Compared to the prior year

	2017	2018	% change
Revenue	46,723,211	66,465,553	42.25%
Expenditures	44,846,231	57,669,984	28.59%
Surplus (shortfall)	1,876,980	8,795,569	368.60%
Fund balance, by component:			
Nondspendable	1,400,403	1,433,864	2.39%
Restricted	6,763,170	15,051,405	122.55%
Committed	4,380,478	3,124,700	-28.67%
Assigned	357,405	300,000	-16.06%
Unassigned	4,738,390	5,737,538	21.09%
Total Fund Balance	17,639,846	25,647,507	45.40%

3. Fund balance per capita - compared to the prior year



4. Historical trends of individual components



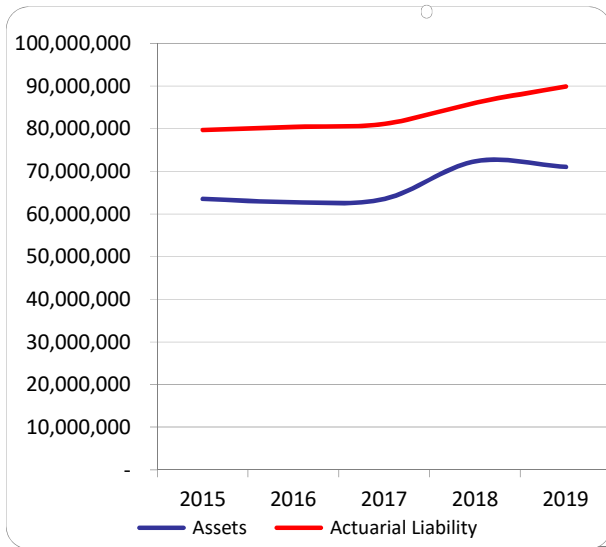
Commentary:

For more information on our unit's finances, contact Lenawee County Administrator at (517) 264-4508.

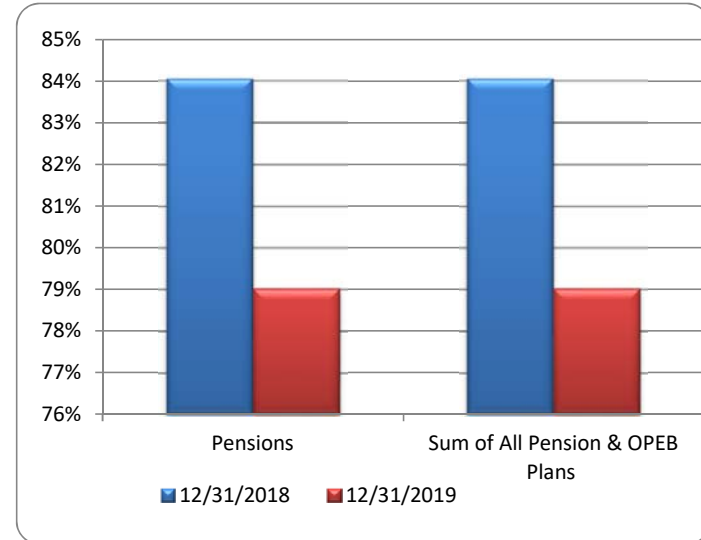
CITIZEN'S GUIDE TO LOCAL UNIT FINANCES - County of Lenawee (46)

OTHER LONG TERM OBLIGATIONS

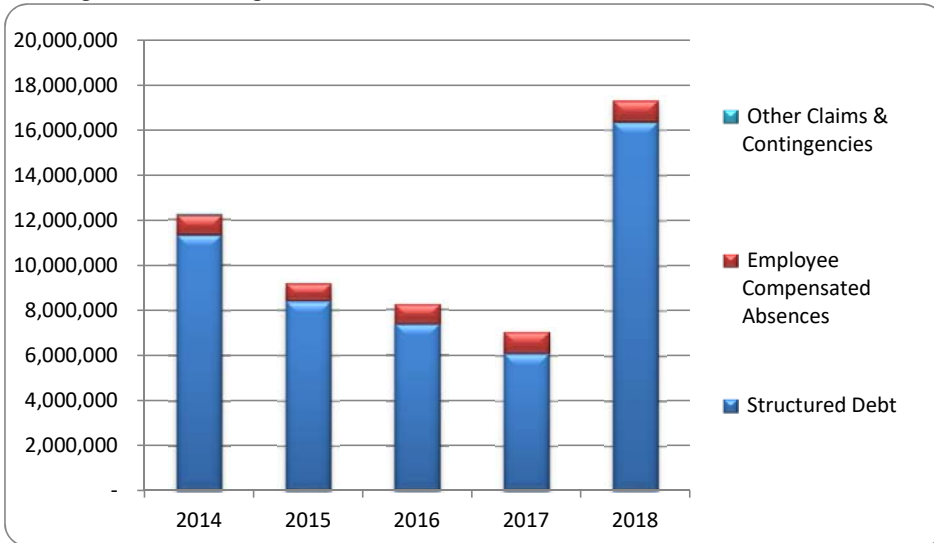
1. Pension funding status



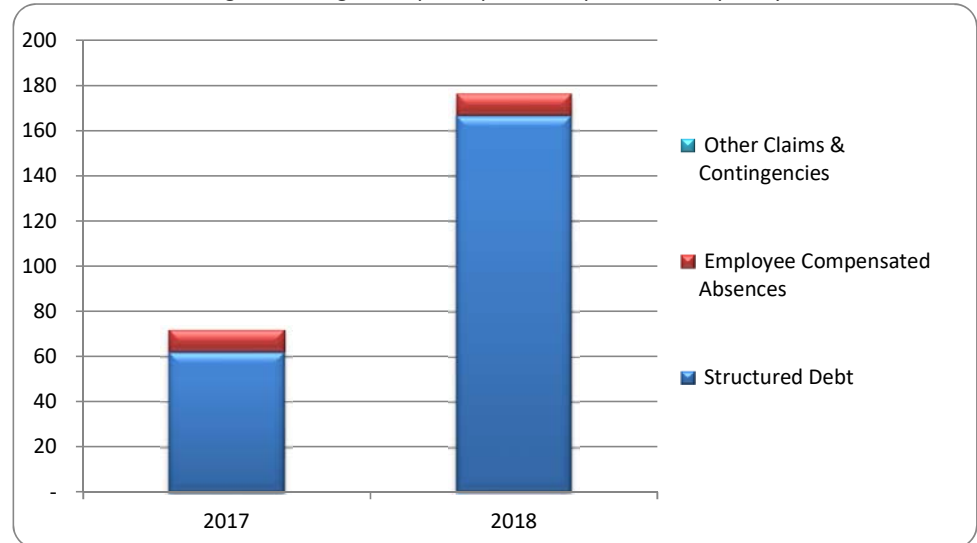
2. Percent funded - compared to the prior year



3. Long Term Debt obligations:



4. Debt & other long term obligations per capita - compared to the prior year



Commentary:

For more information on our unit's finances, contact Lenawee County Administrator at (517) 264-4508.